

CL24 (24") 50W Series

Pendant / Surface Mounted Round Ceiling Light



Control Options:

SKCT Color Tuning

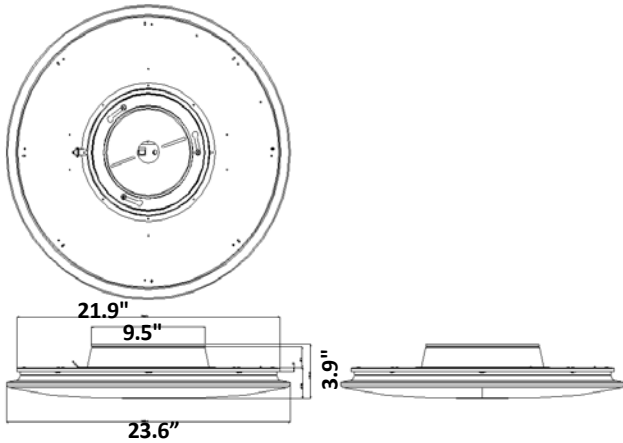
CL24 series can be controlled with standard 0-10V LED dimmers. Tested 0-10V LED Dimmers include:

- Lutron – DIVA
- WattStopper - DLM

APPLICATIONS

Executive Office & Senior Housing	Conference Room
Healthcare	Library & Cafeteria
	Family Room

DIMENSIONS



ORDERING INFORMATION

CL	24	050	ZT	50
Model	Size	Wattage	Control Option	CCT
Circular Ceiling Light	24 inch	050 50 watt	SK Smart Kelvin control ZT 0~10 Volt Dimmable	CT 2700K-6500K 30 3000K 40 4000K 50 5000K

PRODUCT DESCRIPTION

CL Series is designed for multi-activity areas in both residential & commercial applications. This new generation of CL Series is equipped with 0~10V standard dimming. It's also available in wireless control option with SAMJIN's own Smart Control System which dynamically controls both the color temperature and intensity based on user's desired configurations.

PERFORMANCE OVERVIEW

PERFORMANCE	Color Tunable CL24-050SKCT	Dimmable Only CL24-050ZT50	Color Tunable CL24-050SKCT
Light Output (Lm)	5,000	5,500	5,000
Power (W)	50		
Efficacy (Lm/W)	100	110	100
CCT (K)	2700K	5000K 2700K~ 6500K	6500K
CRI	80+		
Power Factor	0.9		
Input Voltage (V)	100 - 277		

PHYSICAL INFO

Dimension (inch)	23.7 (Ø) x 4.4 (H)
Weight (lb)	7.7

INSTALLATION

Beam Angle	110°
Controls	0~10 Standard Dimming / Smart Kelvin Control
Mounting	Pendant / Surface

WARRANTY

5-Year Warranty (Terms and Conditions Apply)

CERTIFICATIONS & QUALIFICATIONS



LIGHTING
for
tomorrow
2013 Grand Prize Winner

2013 Lighting For Tomorrow
Design Competition by
American Lighting Association.

CL24 (24") 50W Series


Pendant / Surface Mounted Round Ceiling Light



COLOR TUNABLE OPTION

SAMJIN's Smart Control System which dynamically controls both the color temperature and intensity based on user's desired configurations. Color Tunable range in 1 degree increments from 2700K to 6500K.

SAMJIN SMART LIGHTING CONTROLS



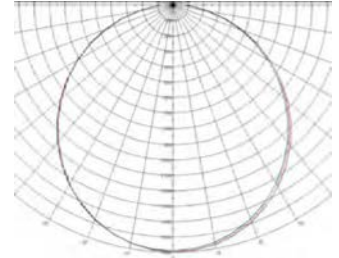
PHOTOMETRIC DATA : CL24-050SKCTUS

LUMINOUS INTENSITY DATA

2700K

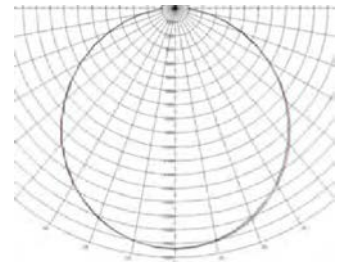
θ/Φ	0°	30°	60°	90°
0°	1599.47	1594.45	1593.81	1591.35
15°	1539.08	1535.52	1529.46	1523.78
30°	1358.55	1353.11	1343.65	1337.19
45°	1079.10	1074.12	1064.11	1056.37
60°	732.95	729.80	720.99	713.66
75°	357.00	354.79	346.56	349.05
90°	80.12	79.14	74.68	73.77

LIGHT DISTRIBUTION



4600K

θ/Φ	0°	30°	60°	90°
0°	1742.32	1740.10	1737.86	1737.96
15°	1675.76	1669.29	1665.72	1665.19
30°	1476.51	1469.51	1462.84	1461.46
45°	1172.23	1165.18	1157.99	1156.13
60°	796.13	791.02	784.35	782.55
75°	387.09	384.41	377.58	377.03
90°	87.85	86.76	82.95	82.03



6500K

θ/Φ	0°	30°	60°	90°
0°	1716.54	1709.16	1577.56	1695.00
15°	1650.11	1642.60	1514.25	1624.70
30°	1450.64	1446.29	1329.37	1426.12
45°	1147.93	1143.49	1050.37	1125.71
60°	774.40	772.79	706.68	757.77
75°	370.24	370.06	335.28	360.91
90°	79.73	78.18	68.66	76.13

